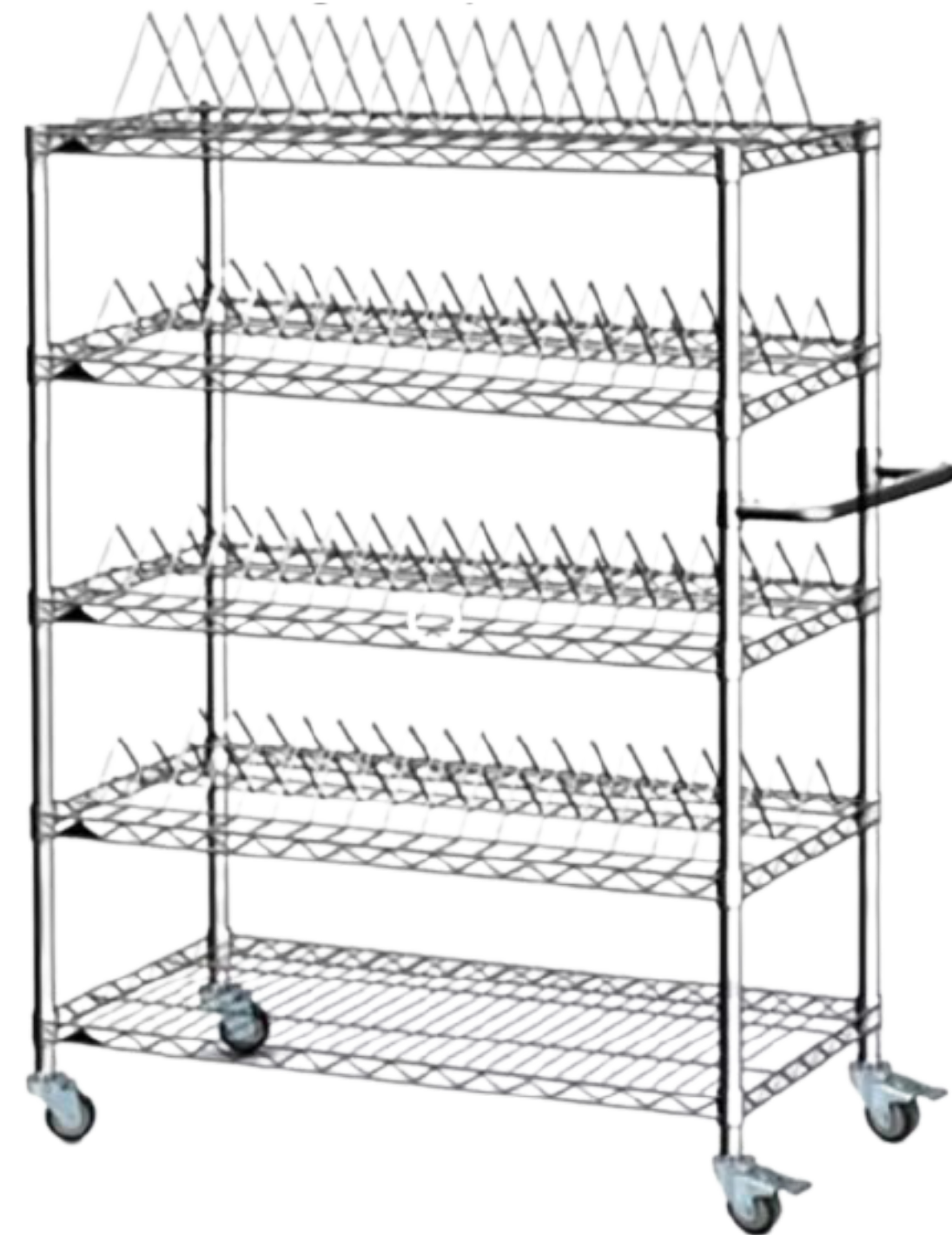


Chrome-Plated Handcart




- Convenient storage tray, both sides can be accessed
- Escort the material tray
- Can add layer or reduce layer accessories can be added or subtracted



Unimodal net
Bimodal network
Bimodal network
Bimodal network



Bimodal network



The cell has a large capacity

Put the diameter of 180mm plate

Peak grid distance 20mm

Specifications: 907*457*, 82 grids

1215*457, 112 grids

Make your material tray easy to store at a glance

Unimodal net



Put the diameter of 330mm plate

According to the number of material plate, free matching,
save space

Specifications: 907*457, 17 grids
1215*457, 23 grids
Peak mesh distance 45mm

Make your material tray easy to store at a glance

Plain net



Bearing 250kg/layer

Main: 6.0 mm

Wave line: 4.5 mm

Line: 3.0

Spacing: 17 mm

Specification: 907*457

1215* 457

Make your material tray easy to store at a glance

U handle



Humanized design can be pushed
and pulled

With it
Play a push and pull role
It is convenient to use and saves time and effort

Durable



360 degree rotation universal wheel is silent and wear-resistant

3 inch PVC wheel, anti-static wheel can be selected according to requirements



Installation Instructions



1. Open the top cover and put the wheels on the opposite end of the top cover



2. Hold the wheel and tube in both hands and use inertia to smash the wheel into the tube



Note: The convex part of the clip and the groove of the tube need to match to clamp tight



Note:
The clips cannot be placed upside down



3. Install the clips according to the uniform height



4. Place the mesh side on the ground



5. Insert the tube into the cone sleeve of the network piece respectively



6. Insert the 4 pipes well and tighten them tightly



7. After standing up, install the clip on the same level and height at the required position



8. Set the second mesh piece from the top of the tube, and press it tightly




9. Repeat steps 7 and 8 to complete the installation of the remaining mesh

Note:

1. After the wheel installed, the top cover should be recovered
2. If there are no wheels, skip steps 1 and 2
3. If there is a handle, it is also set up according to the method of installing the net.

Packing & Delivery



Packing Details:
Packing, solid carton,
can print your logo
outside.



Delivery Details:
3-15 days after get the
deposit.



Shenzhen Southern Machinery Sales And Service Co.,Ltd

1. One-stop Shopping, Providing Quality Smt Peripheral Equipment,
2. Experienced Engineers Provide After-sales Installation & Training Services.
3. Customized Solutions.
4. All Equipment Has Ce Certification, Ul Certification.RoHS Certification
5. Provide Sea Freight, Customs Clearance Delivery Service. Buying Ai Smt Accessories Free Shipping.

OUR CLIENTS

